

Features

- Cavity Duplexer for LTE Band 28.
- Very compact size and low weight. (100 x 100 x 57 mm)
- 1.7 dB typical Insertion loss @ room temp.
- 70 dB typical DL to UL Isolation.



Electrical Specifications

Duplexer DL Path (DL → ANT)

PARAMETER	SPECIFICATION	COMMENT
Frequency Range	758 MHz ~ 803 MHz	BW = 45 MHz
Insertion Loss	2.0 dB Max.	Over whole temp. range
Pass Band Ripple	1.5 dB Max.	
Return Loss	18.0 dB Min.	
Isolation	60.0 dB Min.	@ 703 MHz ~ 748 MHz
Max Power	100 Watts	CW
Impedance	50 Ω	

Duplexer UL Path (ANT → UL)

PARAMETER	SPECIFICATION	COMMENT
Frequency Range	703 MHz ~ 748 MHz	BW = 45 MHz
Insertion Loss	2.0 dB Max.	Over whole temp. range
Pass Band Ripple	1.5 dB Max.	
Return Loss	18.0 dB Min.	
Isolation	60.0 dB Min.	@ 758 MHz ~ 803 MHz
Impedance	50 Ω	

Environmental

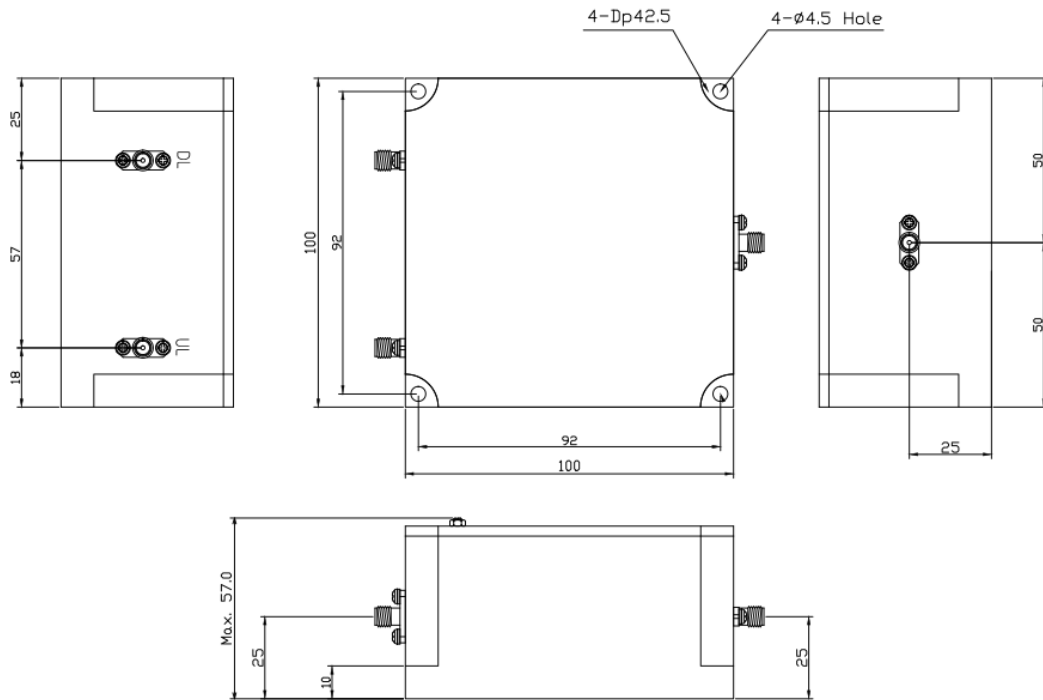
Operating temperature range -20 to +70 °C

Mechanical

Dimensions¹⁾ 100 x 100 x 57 mm

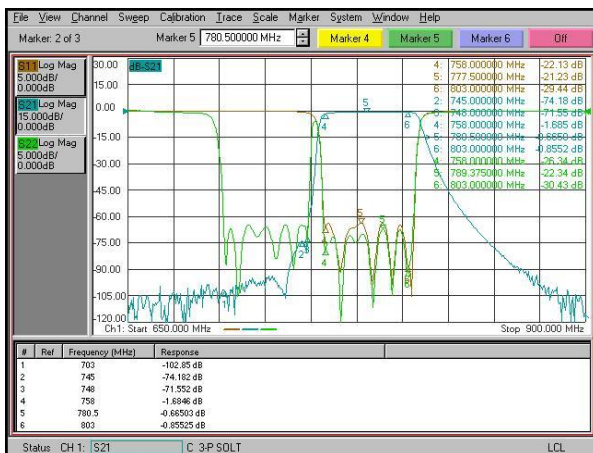
1) Excluding connectors, and mounting bracket extension

Outline Drawing

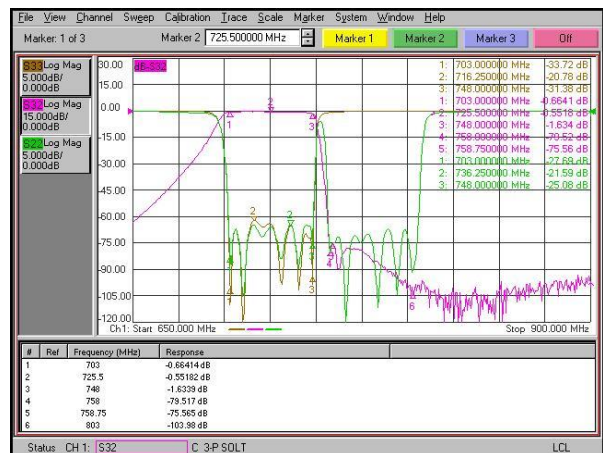


Units : mm, Tolerance : +/- 0.2 mm

Typical Response



Duplexer DL path Transmission



Duplexer UL path Transmission